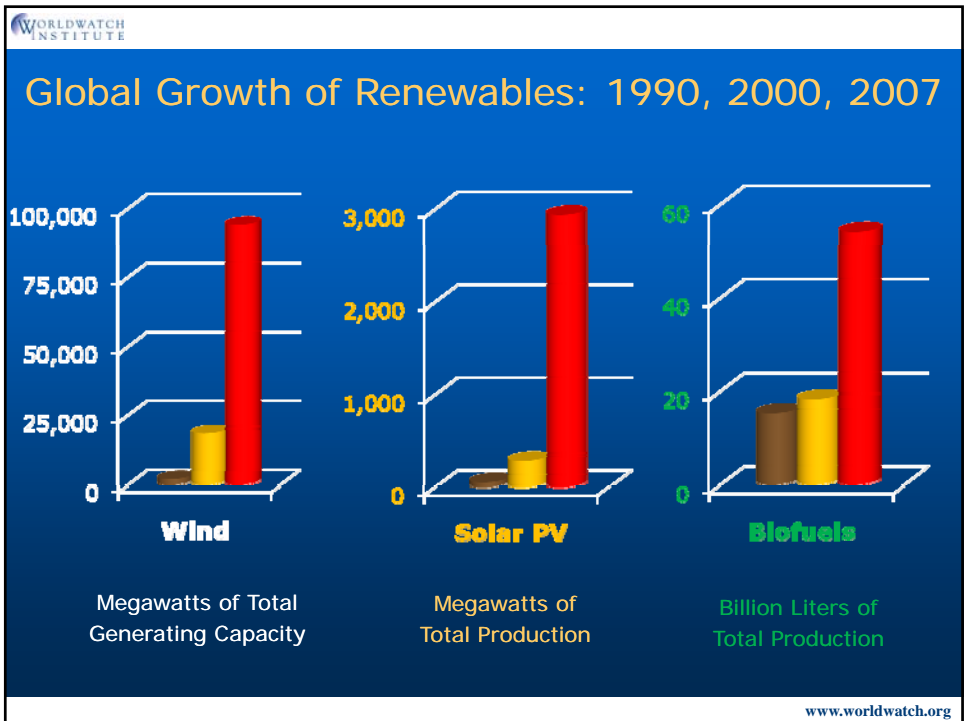


WORLDWATCH INSTITUTE

Green Jobs: The International Picture

Michael Renner

EESI Briefing on Green Jobs:
"Re-energizing the American Economy,"
October 22, 2008

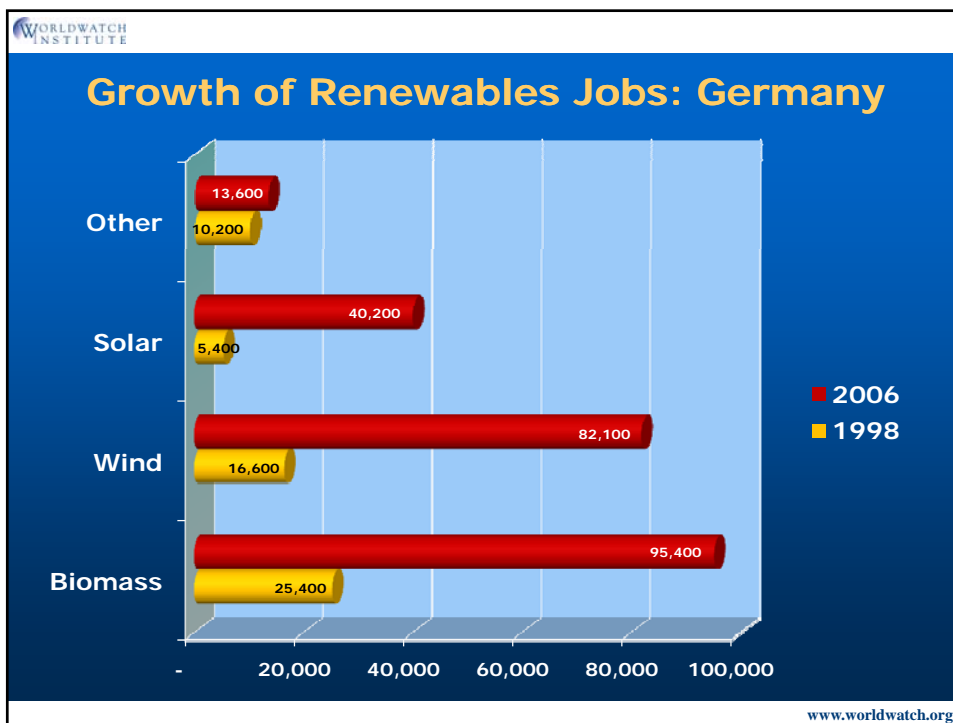


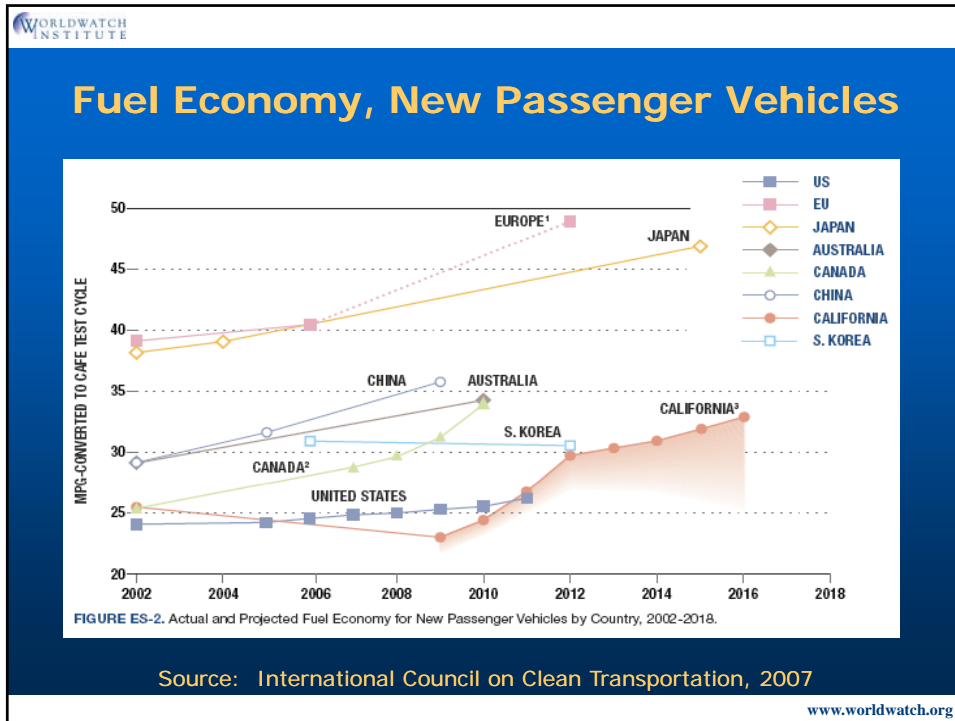
WORLDWATCH INSTITUTE

Renewable Energy Jobs

	Global	Selected Countries	
Wind Power	300,000	Germany	82,100
		U.S.	36,800
		Spain	35,000
		China	22,200
		Denmark	21,000
Solar PV	170,000	China	55,000
		Germany	35,000
		Spain	26,450
		U.S.	15,700
Solar Thermal	624,000 +	China	600,000
		Germany	13,300
		Spain	9,100
		US	1,900
Biofuels / Biomass	1,174,000 +	Brazil	500,000
		US	312,200
		China	266,000
		Germany	95,400
TOTAL	2.3 million	(incl. small hydro and geothermal)	

www.worldwatch.org

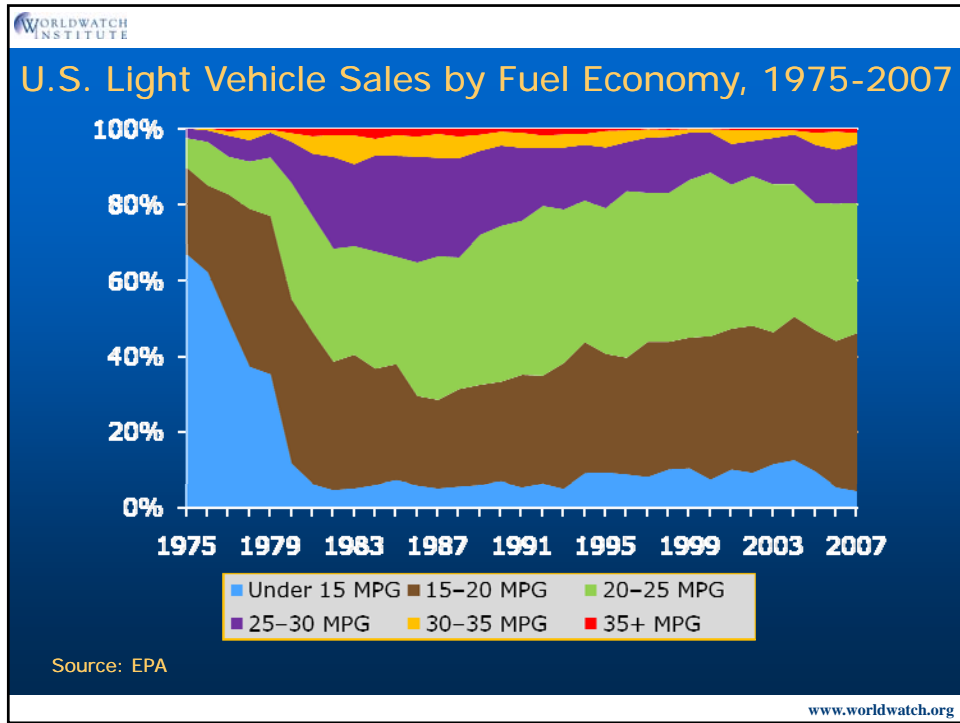




A Shade of Green in the Auto Industry

	European Union	Japan	United States
Passenger Car Manufacturing Workforce	2,000,000	952,000	1,095,000
Vehicles meeting ≤ 120 gram / CO ₂ standard	7.5 %	6.3 %	n.a.
Vehicles achieving 40 mpg or more	n.a.	n.a.	1.2 %
Est. Jobs in Manufacturing Efficient Cars	150,000	62,000	13,000

www.worldwatch.org



WORLDWATCH INSTITUTE

A Darker Shade of Green -- Public Transport

	Employment Estimates	
Railways (Operations)	China	1,800,000
	India	1,500,000
	European Union	900,000
Railways (Manufacturing)	European Union	140,000
Urban Mass Transit	European Union	900,000
	United States	367,000

www.worldwatch.org

 WORLDWATCH
INSTITUTE

 WORLDWATCH
INSTITUTE

1776 Massachusetts Ave. NW
Washington, DC 20036
▶ Phone: (202) 452-1992 ▶ Fax: (202) 833-0377
www.worldwatch.org

Full Report
*Green Jobs: Towards Decent Work in
a Sustainable, Low-Carbon World*

Download at:
[www.unep.org/labour_environment/features/
greenjobs-report.asp](http://www.unep.org/labour_environment/features/greenjobs-report.asp)

www.worldwatch.org